



Three.com.hk

Wi-Fi Auto-login feature in Apple iOS device


The Wi-Fi Auto-login feature is supported in Apple iOS device with software version 5.0 or higher. No user setup is required

(a) Check Status of Wi-Fi Auto-login feature in iPhone with iOS 10

1. Open "Wi-Fi" in Control Centre



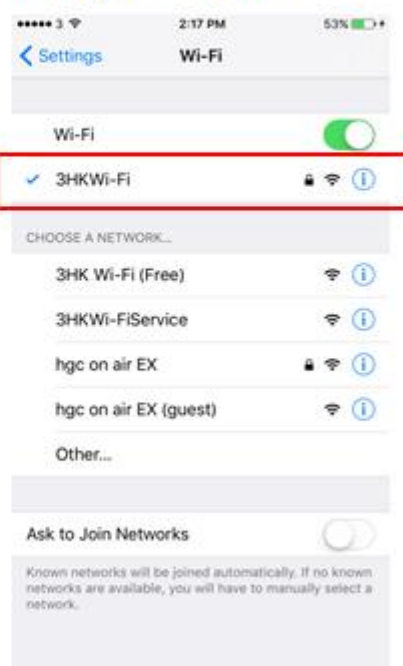
2. Select "Settings" in Desktop



3. Check "Wi-Fi" Settings



4. Auto-login to "3HKWi-Fi"

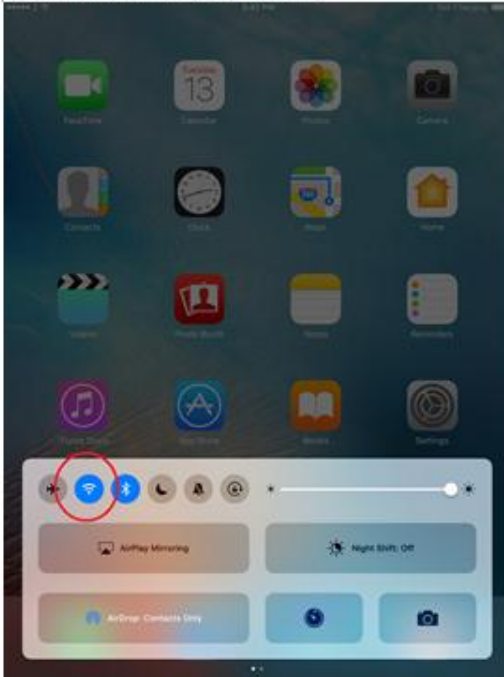




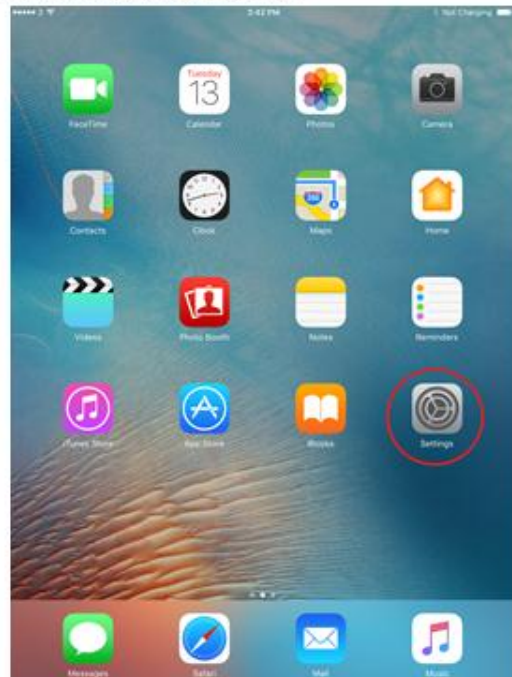
Three.com.hk

(b) Check Status of Wi-Fi Auto-login feature in iPad with iOS 10

1. Open "Wi-Fi" in Control Centre



2. Select "Settings" in Desktop



3. Check "Wi-Fi" Settings



4. Auto-login to "3HKWi-Fi"

