



Three.com.hk

## Wi-Fi Auto-login feature in Android OS

The setup of the Wi-Fi auto-login feature in specific Android OS device can be achieved by either installing an APP from PlayStore or setup manually. Manual setup must be conducted at Wi-Fi hotspot with network name "3HKWi-Fi".

The Wi-Fi Auto-login feature is supported in BlackBerry Priv and DTEK 50. No user setup is required.

### **(a) APP installation from Play Store (please download APP with a 3HK sim)**

#### **Model Support List**

Brand	Model	Brand	Model
Samsung	GALAXY A3	Sony	Xperia C3
Samsung	GALAXY A5	Sony	Xperia C4 Dual
Samsung	GALAXY A5 (2016)	Sony	Xperia C5 Ultra Dual
Samsung	GALAXY A7	Sony	Xperia E3
Samsung	GALAXY A7 (2016)	Sony	Xperia E4g Dual
Samsung	GALAXY A8	Sony	Xperia M2
Samsung	GALAXY A9 (2016)	Sony	Xperia M4 Aqua
Samsung	GALAXY C5	Sony	Xperia SP
Samsung	GALAXY C7	Sony	Xperia T2 Ultra
Samsung	GALAXY Core	Sony	Xperia T3
Samsung	GALAXY E7	Sony	Xperia V
Samsung	GALAXY Express	Sony	Xperia X Performance
Samsung	GALAXY Express II	Sony	Xperia XA
Samsung	GALAXY Golden	Sony	Xperia XA Ultra
Samsung	GALAXY Grand 2	Sony	Xperia XZ
Samsung	GALAXY Grand Neo	Sony	Xperia Z
Samsung	GALAXY Grand Prime	Sony	Xperia Z Ultra
Samsung	GALAXY J5	Sony	Xperia Z1
Samsung	GALAXY J5 Prime	Sony	Xperia Z2
Samsung	GALAXY J7 (2016)	Sony	Xperia Z3
Samsung	GALAXY J7 Prime	Sony	Xperia Z3 Compact
Samsung	GALAXY K Zoom	Sony	Xperia Z3 Plus
Samsung	GALAXY Mega	Sony	Xperia Z3 Plus Dual
Samsung	GALAXY Note	Sony	Xperia Z3 Tablet Compact
Samsung	GALAXY Note 10.1 2014 Ed	Sony	Xperia Z4 Tablet
Samsung	GALAXY Note Edge	Sony	Xperia Z5
Samsung	GALAXY Note II	Sony	Xperia Z5 Premium
Samsung	GALAXY Note II LTE	Sony	Xperia ZR
Samsung	GALAXY Note LTE	LG	AKA
Samsung	GALAXY Note3	LG	C70
Samsung	GALAXY Note3 LTE	LG	D295 L Fino Dual
Samsung	GALAXY Note3 Neo	LG	G Flex 2
Samsung	GALAXY Note 4	LG	G2 Mini
Samsung	GALAXY Note 5	LG	G3
Samsung	GALAXY Note 7	LG	G3 Beat
Samsung	GALAXY Pocket s5301	LG	G3 Dual-LTE
Samsung	GALAXY S II	LG	G4
Samsung	GALAXY S II LTE	LG	G4 Dual
Samsung	GALAXY S III	LG	G4 Stylus
Samsung	GALAXY S III LTE	LG	G4c
Samsung	GALAXY S III mini	LG	G5
Samsung	GALAXY S4	LG	K8 LTE
Samsung	GALAXY S4 LTE	LG	K10
Samsung	GALAXY S4 mini	LG	L70
Samsung	GALAXY S4 zoom	LG	L90
Samsung	GALAXY S5	LG	Nexus 5X
Samsung	GALAXY S6	LG	Optimus G
Samsung	GALAXY S6 Edge	LG	Optimus Flex
Samsung	GALAXY S6 Edge+	LG	Optimus G Pro
Samsung	GALAXY S7	LG	Optimus G Pro 2
Samsung	GALAXY S7 Edge	LG	Optimus G Pro Lite
Samsung	GALAXY Tab 3 10.1 LTE	LG	Optimus G Lite
Samsung	GALAXY Tab 3 8	LG	G2 Flex
Samsung	GALAXY Tab 3 8 LTE	LG	Optimus G2
Samsung	GALAXY Trend Lite	LG	V10
HTC	ONE A9	LG	V20
HTC	Butterfly s	Huawei	Nexus 6P
HTC	Desire 310	Huawei	Mate S
HTC	Desire 700	Huawei	P9 64GB
HTC	Desire 816	Huawei	P9 Plus
HTC	ONE M8	ASUS	ZE550ML
HTC	ONE max	ASUS	ZE551ML
HTC	ONE S	ASUS	ZenFone3 Deluxe
HTC	ONE X	Motorola	Moto G
HTC	The new HTC One	Motorola	Moto G4 Plus
Alcatel	PIXI 4 6	Motorola	Moto Z
Alcatel	SHINE Lite	ZTE	Axon 7
Lenovo	A6600	ZTE	A910

\* Actual steps may vary due to different device configuration

V2.1/16



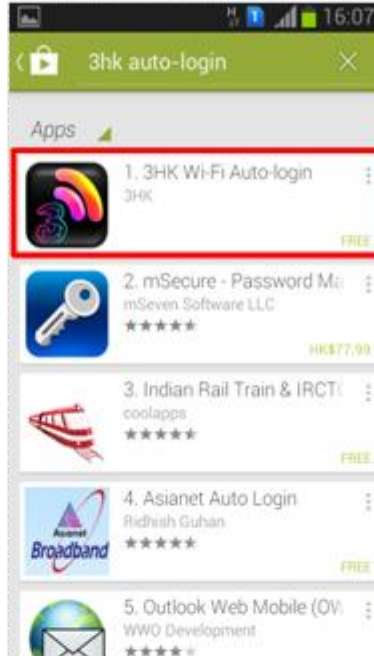
Three.com.hk

## How to download and install APP

1. Open Play Store



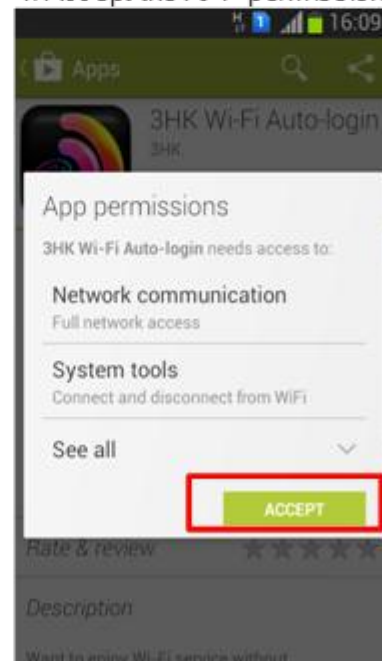
2. Search for APP "3HK Wi-Fi Auto-login"



3. Install the APP



4. Accept the APP permissions





Three.com.hk

5. Installation in process



6. Open the APP



7. Press "OK" to install settings



8. APP shortcutup created

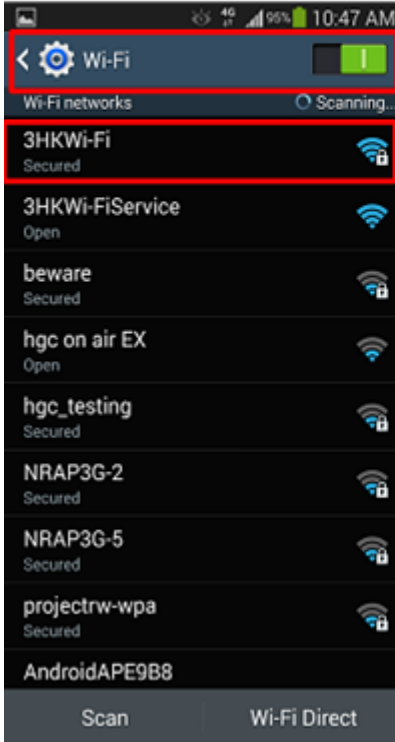




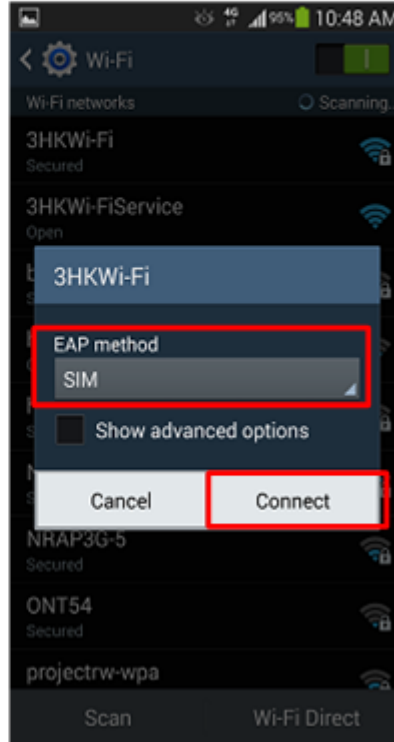
**(b) Manual setup of Wi-Fi Auto-login feature**

The settings must be set in a Wi-Fi service location with SSID "3HKWi-Fi"

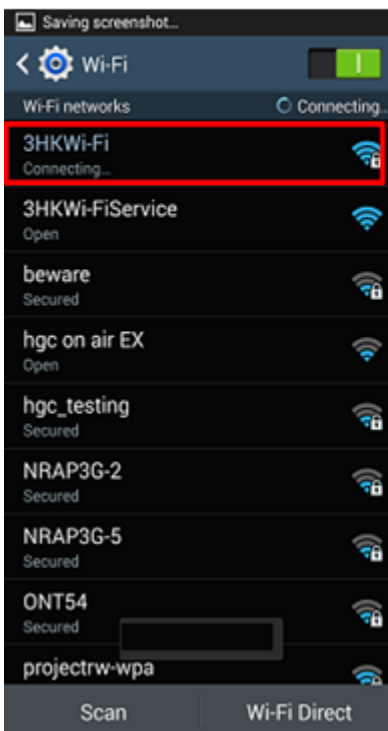
(1) Open Wi-Fi menu and select "3HKWi-Fi"



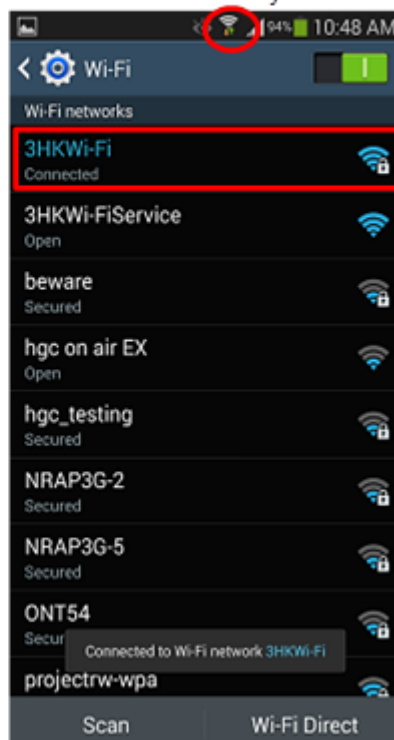
(2) Choose "SIM" in EAP method and click



(3) Wait for Wi-Fi network connection



(4) Wi-Fi network is connected successfully



\* Actual steps may vary due to different device configuration